

## Best Practices Highlights

- State-of-the-Art DNS and DHCP Architectures Templates
- Configuration, Deployment and Management Automation
- Best Practices Enforcement
- Reduced Complexity and TCO
- Simple, Secure and Flexible Network Services

## Product Documentation

---

### SmartArchitecture™: DNS-DHCP Architecture Management

---

#### Go Beyond DNS&DHCP Server Management Manage Architectures

Even if DNS & DHCP architecture configurations have been simplified with a GUI (Graphical User Interface), it is still complex and expensive. It requires experts to deploy and configure all servers in coherent environments of DNS & DHCP services. There is not a process to check the relevance of your server configurations against your needs and best practices. This complexity increases the risks in term of security and availability of your network services.

EfficientIP offers the SmartArchitecture™, a unique technology to intelligently simplify and automate design, deployment and management of vital DNS & DHCP services. This technology ensures:

- Secure and reliable architecture designs
- Intelligent policy-driven deployment automation for best practices enforcement
- Comprehensive unified management for end-to-end control of your DNS-DHCP infrastructure

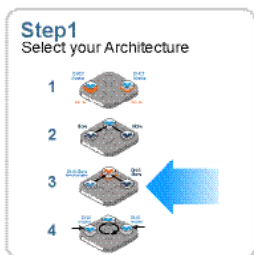
SmartArchitecture™ is compatible with EfficientIP's DNS & DHCP appliances SOLIDserver™, Microsoft® Windows DNS&DHCP servers, and Open source servers (ISC Bind and ISC DHCP) providing a smooth integration with existing services.

#### SmartArchitecture™: Secure Design and Automated deployment of DNS & DHCP

SmartArchitecture™ is a new approach to IPAM and DNS & DHCP services management designed to drastically simplify deployment and administration of your network services. Thanks to SmartArchitecture™, EfficientIP offers the capability to deploy and manage your DNS & DHCP services at the architecture level.

SmartArchitecture™ is a library of state-of-the-art templates of DNS & DHCP architectures, applied on a group of Multi-Vendor servers (Microsoft®, Open source, SOLIDserver™) to automatically deploy and manage the architecture as a single entity.

Based on the selected SmartArchitecture™, the SOLIDserver™ centralized management platform will automatically configure all DNS & DHCP servers belonging to the SmartArchitecture™ according to their individual role within the selected template. It is no longer necessary to manually configure each server in order to build the DNS & DHCP architecture; the entire process is now carried out automatically.



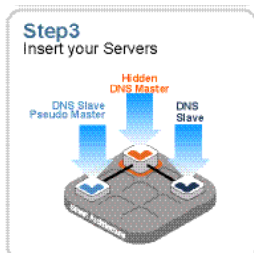
### Step 1

Select the DNS or DHCP architecture template to be deployed from the catalogue. In this example the selected SmartArchitecture™ is a "Stealth DNS" architecture.



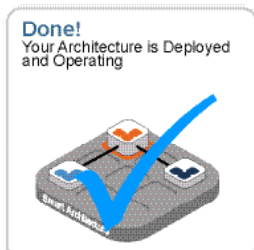
### Step 2

Import DNS data (zones and RRs) from the centralized management platform (SOLID Master) within the SmartArchitecture™.



### Step 3

Define the role of each server within the SmartArchitecture™ (primary hidden, pseudo master, and slaves).



### Done!

All DNS or DHCP servers belonging to the SmartArchitecture™ are automatically configured by the centralized management platform to establish a communication path among SOLIDservers™ (or multi-vendor servers), securing communication flow and synchronizing data.

## SmartArchitecture™ Catalog

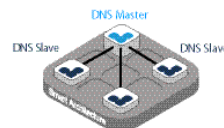
SOLIDserver™ offers a comprehensive catalog of DNS & DHCP SmartArchitectures™, allowing the selection of the appropriate DNS or DHCP architecture to be deployed and managed in the network infrastructure.

### DNS SmartArchitecture™ Catalog



#### DNS Single:

One DNS server is in the SmartArchitecture™



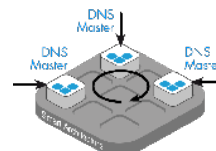
#### DNS Master Slave:

One DNS server is elected as master and others are slaves



#### Stealth DNS:

One DNS server is elected as hidden master, one as pseudo master and others are slaves. The master can be deployed as a cluster with a VIP.



#### DNS Multi Master:

All DNS servers are Masters




#### DNS Farm:

A load balancer is deployed in front of the DNS architecture. DNS servers are not "visible" to DNS clients who identify the load balancer as DNS servers.

**DHCP SmartArchitecture™ Catalog**

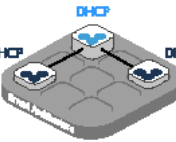
**DHCP Single:**  
One DHCP server in the SmartArchitecture™



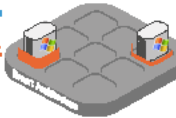
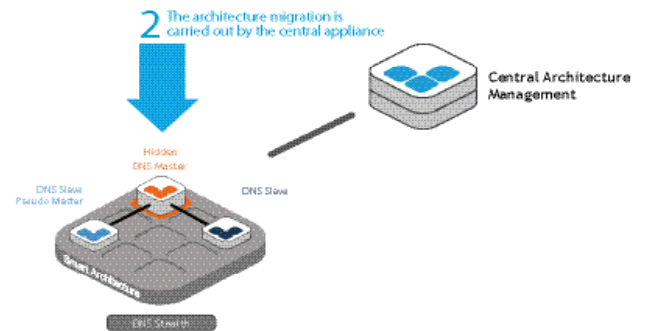
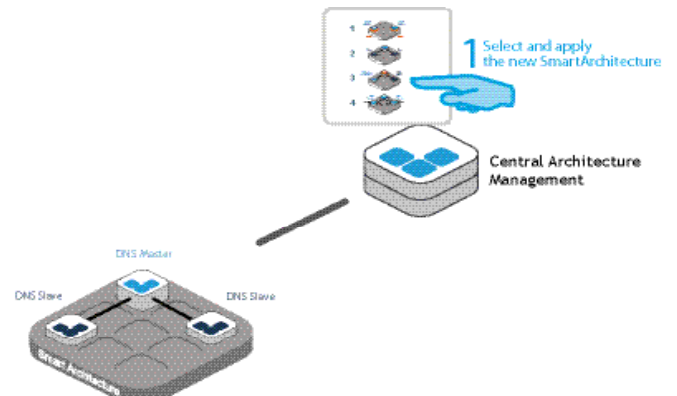
**DHCP failover One to One:**  
A pair of DHCP servers in active-active failover



**DHCP failover Many to One (Star failover):**  
Centralized DHCP failover in active-active mode



**DHCP Microsoft:**  
Microsoft® DHCP split scope between 2 DHCP servers

**SmartArchitecture™ Benefits**

**Increased reliability and security of network services:** Automate the enforcement of best practices.

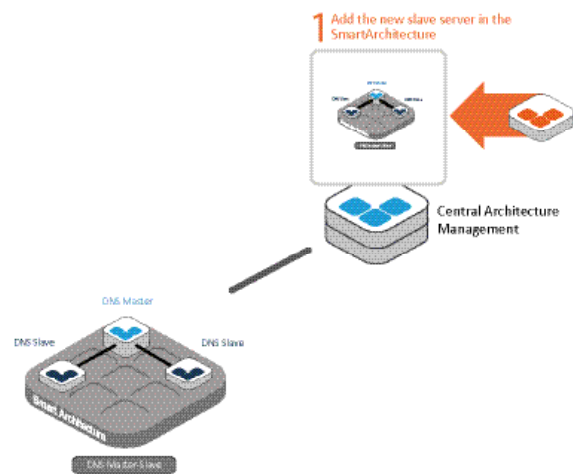
**Freedom from deployment complexity:** Automate DNS & DHCP services architecture deployment.

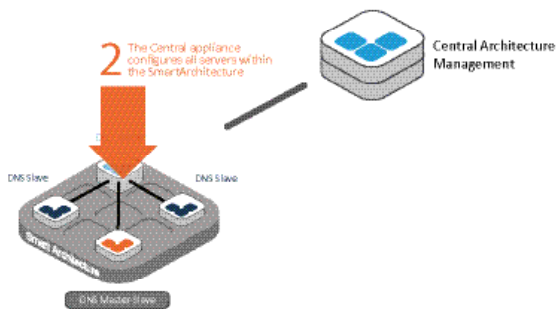
**Ease of management:** Simplify the management of your network services by directly managing the architecture and automating all server configurations.

**SmartArchitecture™ Motion:** Ease of architecture migration and reorganization with “Drag and Drop” architecture changes.

**1. SmartArchitecture™ Migration:** It is easy and fast to migrate from one architecture to another, such as from DNS Master-slave to a DNS stealth architecture. The migration process is simplified at the highest level by editing the Master-Slave SmartArchitecture™ template in use and applying the new Stealth DNS SmartArchitecture™ template. All modifications required on all servers belonging to the SmartArchitecture™ will be carried out by the centralized management platform, following the new template. It is no longer required for the administrator to perform the required modifications server by server.

**2. SmartArchitecture™ Modification:** It is easy and fast to add or remove a server from an architecture. For example, an administrator only needs to select and insert a new DNS slave server within the Master-Slave SmartArchitecture™, and the centralized management platform will automatically configure this new member accordingly, with no additional complex tasks for the administrator. This new slave server will have its data synchronized and be declared to the Master and vice-versa.

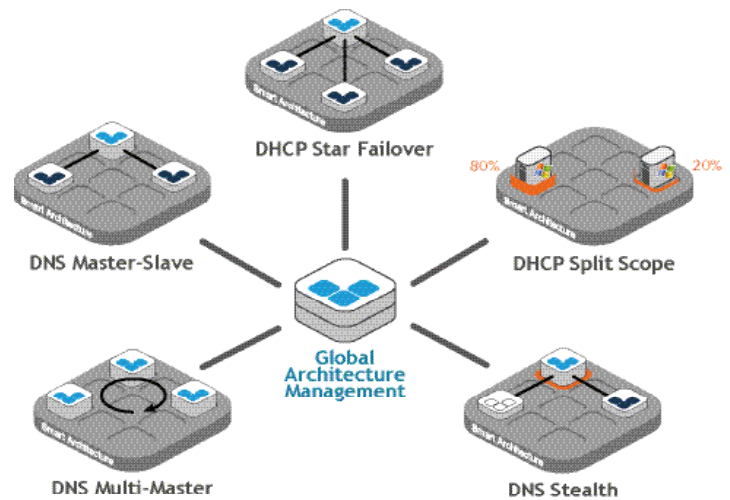




**Stronger and simpler disaster recovery in multi-vendor environments:** In addition to the built-in disaster recovery process based on the real-time replication of the distributed database, SmartArchitecture™ offers an additional way to reinstate a crashed server. The crashed DNS server can be replaced in just a few minutes by a new server. The centralized management platform will detect that the new server is not compliant with the architecture or data of the SmartArchitecture™ in place, and will then automatically configure and synchronize the server according to its particular role within the SmartArchitecture™. No complex tasks must be performed by the administrator. Another advantage of this mechanism is that it works in multi-vendor DNS & DHCP environments including Microsoft DNS & DHCP servers.

remove DNS servers from the architecture; the centralized management appliance will automatically manage all configuration file modifications.

In addition, EfficientIP's SmartArchitecture is fully compatible and enables automated deployment of Hybrid DNS Architectures. You can easily design, deploy and manage a DNS architecture with servers running BIND and servers running NSD with SmartArchitecture templates.



## SmartArchitecture™: Global DNS-DHCP Architecture Management

SmartArchitecture™ is a breakthrough in network services management efficiency, delivering unmatched levels of reliability, scalability and flexibility. SmartArchitecture™ enables you to perform complex administration tasks easily and in just a few minutes. Migration of Master/Slave to Stealth or multi-Master is automatically done by selecting the ad hoc SmartArchitecture™ to apply on the DNS servers. It is now easy to add or

### ABOUT EFFICIENTIP

EfficientIP solutions address organizations' needs to drive business efficiency through the innovative use of IT. Its unified management framework for DNS-DHCP-IPAM, devices and network configurations enhances security, availability and agility of the IT infrastructure. EfficientIP's solutions have been chosen by hundreds of the most demanding organizations across all industries.

[www.efficientip.com](http://www.efficientip.com)

### EUROPE

EfficientIP SAS  
90 Boulevard National  
92250 La Garenne Colombes-France  
+33 1 75 84 88 98

### USA

EfficientIP Inc.  
17 Wilmont Mews, Suite 400  
West Chester, PA 19382  
+1 888-228-4655

Copyright © 2014 EfficientIP, SAS. All rights reserved. EfficientIP and SOLIDserver logo are trademarks or registered trademarks of EfficientIP SAS.

All registered trademarks are property of their respective owners. EfficientIP assumes no responsibility for any inaccuracies in this document or for any obligation to update information in this document.